JC35L11 Linear Actuator

1. JC35L11 is a quiet actuator characterized by high load capacity up to 12,000N, which plays a good role in those high load application.
JC35L11 also shows excellent safety performance:
When the nut fails to work, the safety nut can make the actuator going down safely.
Double protection of electronic limit switch and mechanical end stop;
In a power failure or other emergency situations, the actuator can be manual operated.This function is special for patient lift.

2. These properties make JC35L11 an excellent choice when used in medical equipment such as patient lift system.



Features And Options

Dynamic Load Push(N):	12000
Dynamic Load Pull (N):	/
Colour:	Gray
Protection Class:	Max. IPX6
Stroke Length:	50-400mm(in steps of 4mm)
Installation Dimension:	L=S+265（50＜S≤300） L=S+290（300＜S≤400）
Noise Level:	≤50dB(environmental noise≤40dB)
Standard:	Safety nut, Only push, Manual operation, Signal switch+Mechanical end stop
Limit Switch:	Built-in (electronic)
Weight:	About 6kg (different stroke length and installation dimensions with different weight)
Static bending moment:	Lateral load are not allowed
Approval:	1. IEC60601-1： 2012 2. EN 60601-1:2006+A12:2014 3. ANSI/AAMI ES60601-1:2005/(R)2012 and A1:2012, C1:2009/(R)2012 and A2:2010/(R)2012

Usage

Duty Cycle:	10%, max. continuous work for 2min. and 18 min. off
Operating Temperature:	+5°C to +40°C
Reserve Temperature:	-10°C to +50°C
Supporting Control Box:	Matching with JIECANG control box JCB35K3
Relative Humidity:	20% to 90% at 30 °C, non-condensing
Atmospheric Pressure:	700 to1060hPa

Dimensions

Front clevis F92; end clevis: B09

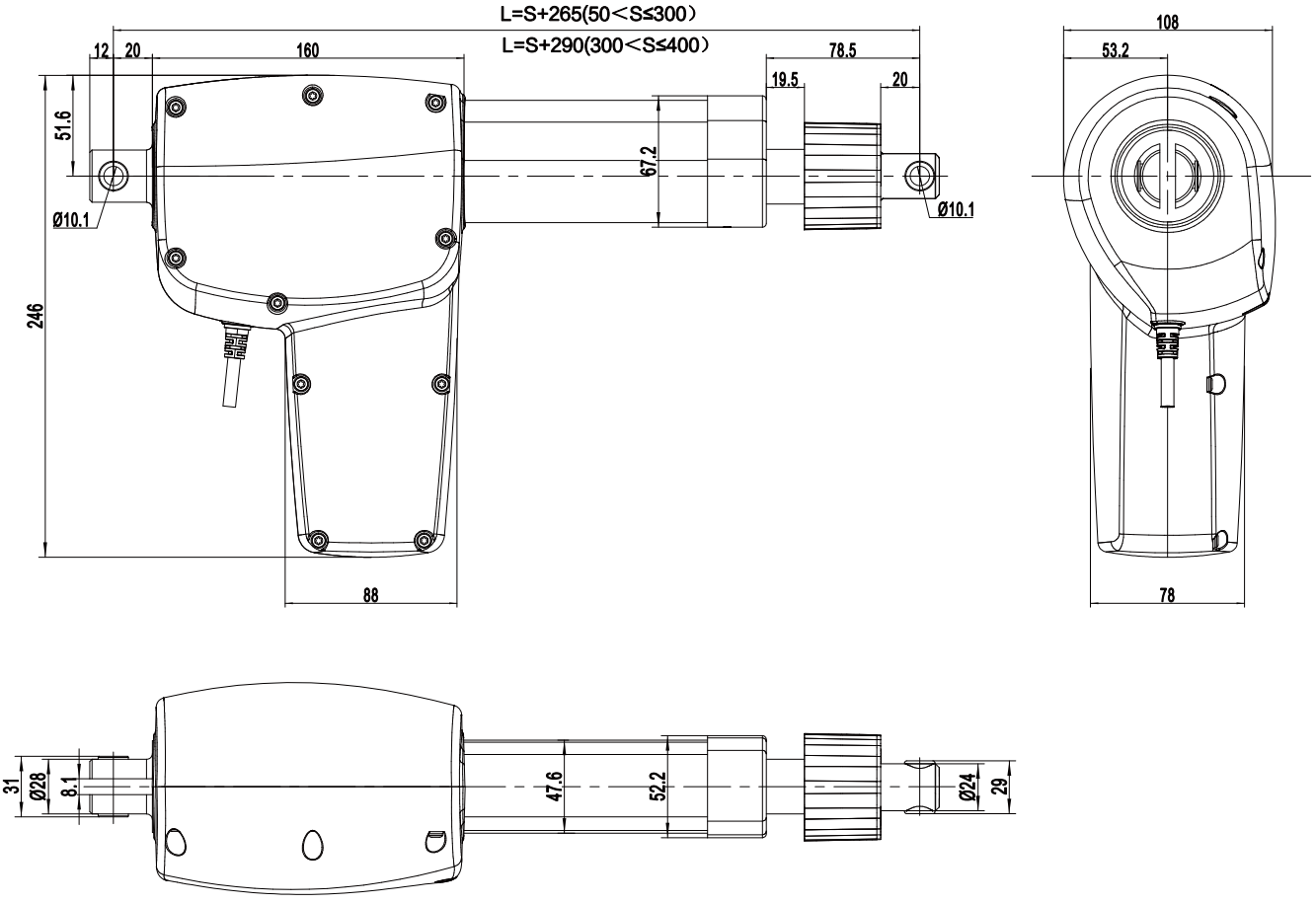

Technical Specifications (Standard Value)

Input voltage (VDC)	Spindle pitch (mm)	Max. load in push (N)	Max. load in pull (N)	Mechanical self-locking (N)	Speed at no load/full load (mm/s)	Current at full load (A)
With JCB35K3	8	12000	/	12000	8/5	≤9.0

Remarks: It can achieve better self-locking ability with Jiecang control box;
The above data is the standard value of the test data (inspection specification) at room temperature of 25°C.

Diagram of relationship between stroke length and load

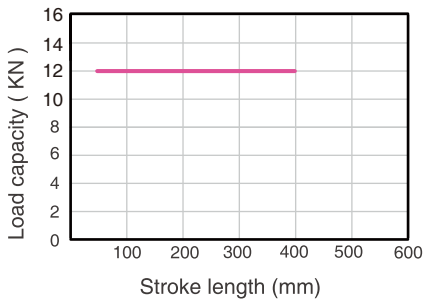

Characteristic Curve

The diagram of relationship is between current and speed under load of JC35L11-12000N(With JCB35K3)

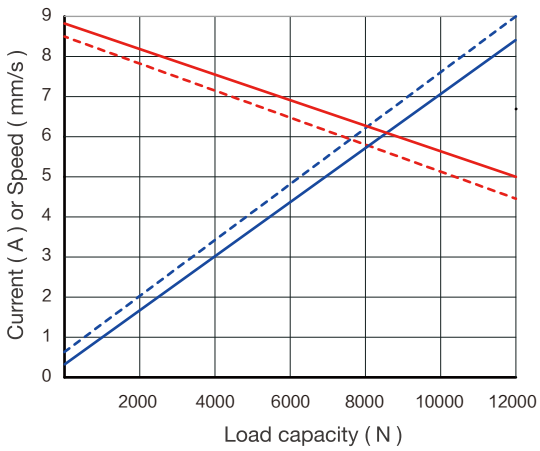

Ordering Key

Take **JC35L11X12524400/690HGB09GF922891D5** as an example

Model	**JC35L11**	
Optional features	**X**	X= Manual operation + Only push + Safety nut B= Signal switch+Mechanical end-stop M12 = Small signal + Anti-pinch + Manual release + Front limit + Safety nut + 2MOPP design
Load in push	**X**	12=12000N
Speed at full load	**X**	5=5mm/s
Input voltage	**XX**	24=24VDC
Stroke length/ Installation dimension	**XXX/XXX**	Stroke length = XXX Installation dimension = XXX
Clevis directions	**X**	H=horizontal V=vertical (to motor direction)
Colour	**X**	G=Gray
End clevis specification	**XX**	B09= Slot 8.1, depth 32, ϕ10.1 with plastic bushing
End clevis material	**X**	G=Integrated cast steel
Top clevis specification	**XX**	F92=ϕ10.1 with plastic bushing, with manual lowering accessory
Brake specification	**X**	2= brake in push
Type of connector and cable	**XX**	89= 6 Pin Mini-Fit elbow connector with spiral cable
Cable length	**XXX**	1D5=1.5m

Ordering Details

Dimensions of clevis

End clevis:B09

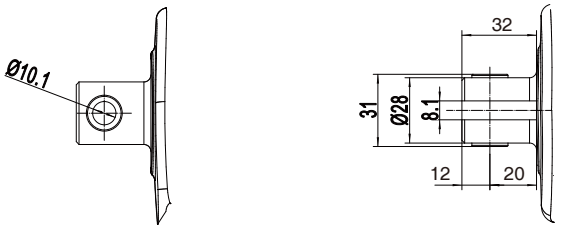

Front clevis: F86

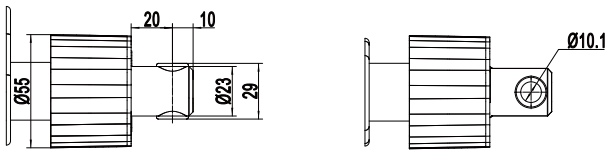

Motor cable

6 Pin Mini-Fit elbow connector

Supporting control box :
JCB35T2 / JCB35T3 / JCB35Q3/ JCB35K3

Pin	Color	Function
1	Red	When not in the lower limit, it is connected with orange
2	Brown	power with positive voltage, actuator going down
3	Black	When not in the upper limit, it is connected with yellow
4	Blue	power with positive voltage, actuator going up
5	Yellow	When not in the upper limit, it is connected with black
Outer Circle	Orange	When not in the lower limit, it is connected with red



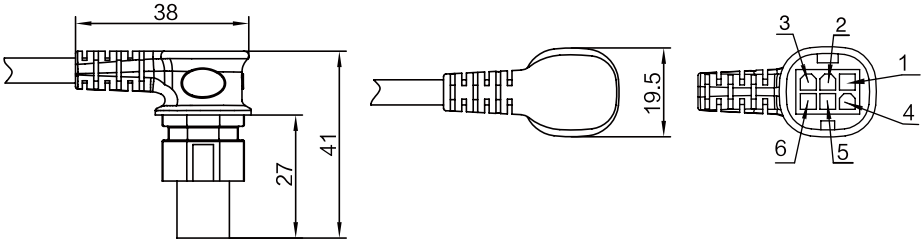

Strictly abiding by medical safety certifications

Passed EMC tests. To ensure our products pass all kinds of tests domestic or abroad.

Communication protocol development

Aiming at different applications, develop more extensive functions for control system.

Professional customization

Powerful R&D strength, fully satisfy customers' needs. Development cycle is about 10 days, seizing more market opportunities

Intelligent Control of Bluetooth

Mobile phone as the remote, applying in home care. Market pioneer, Jiecang provides better choices

Wireless Communication

Controllers adopt high-frequency wireless system. It can avoid interference mixing with signal receivers, assisting in remote control over medical equipment.

Latest Weighing System

Designed for physiotherapy beds and medical care beds. Cantilever carrying weighing sensor, it is applicable to different bedsteads dispensing with any adjustment

Disclaimer and Exclusion of Liability

Notes for mounting and usage can be found in the corresponding mounting manual